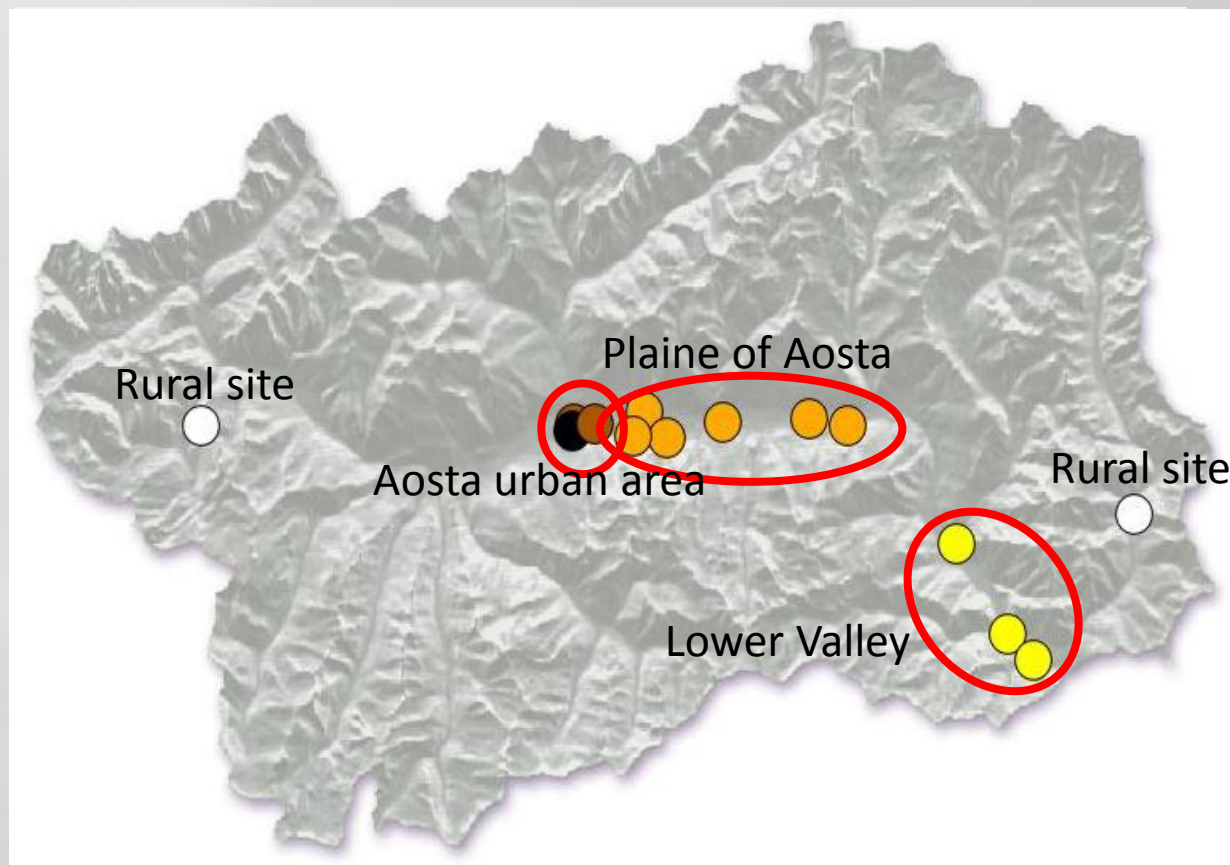


***ENVIRONMENTAL ASSESSMENT OF A STEEL MILL
BY CHEMICAL CHARACTERIZATION OF PM10
AND DEPOSITIONS IN THE URBAN AREA OF
AOSTA (ITALY)***

DEVIS PANONT - CLAUDIA TARRICONE

WHERE...

Monitoring sites

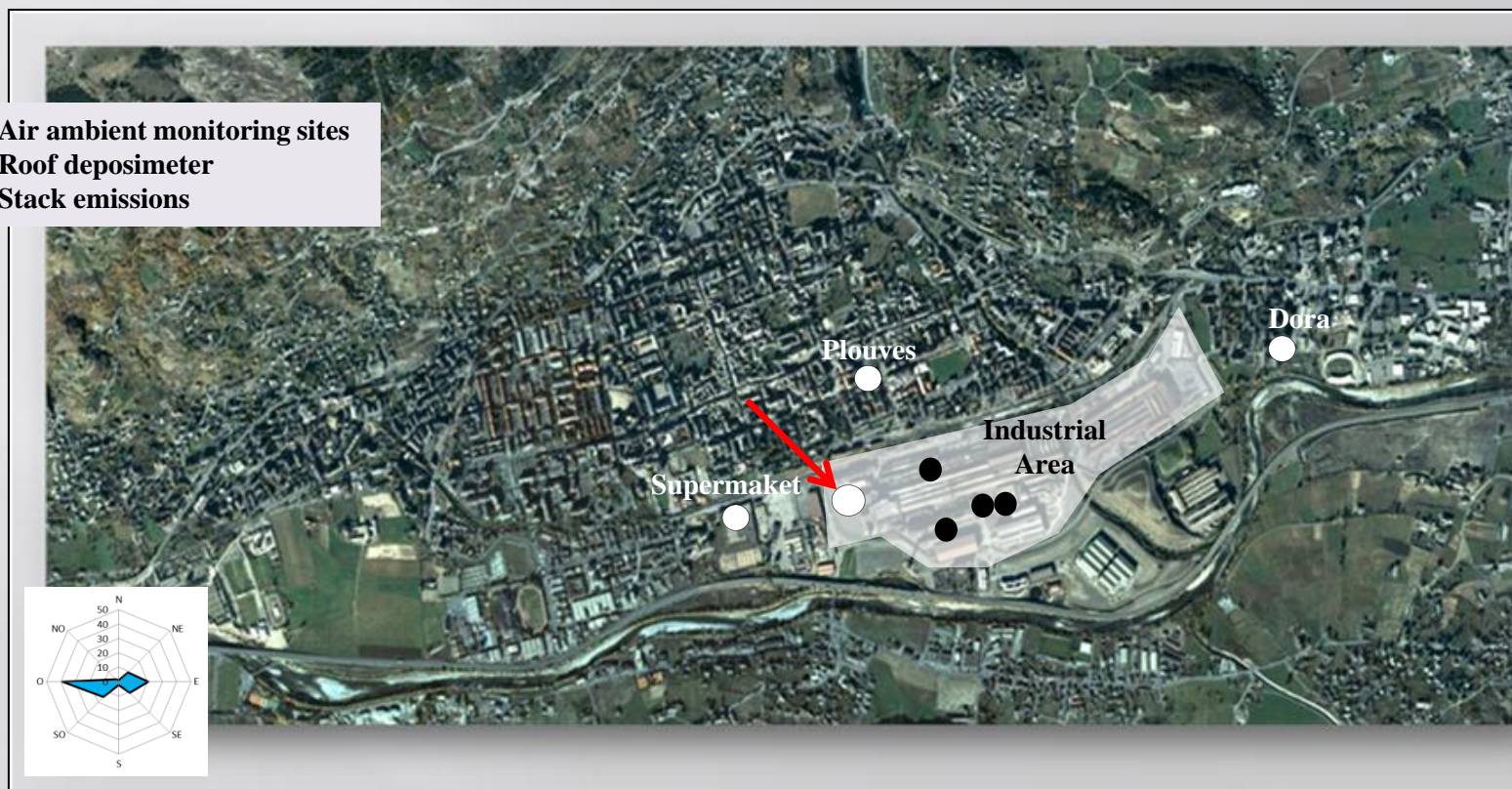


Devis Panont – Claudia Tarricone

AIR QUALITY MANAGEMENT at URBAN REGIONAL and GLOBAL SCALES -4° International and IUAPPA Regional Conference,
10-13 September 2012 Istanbul-Turkey

MONITORING SITES IN AOSTA

- Air ambient monitoring sites
- ⊕ Roof deposimeter
- Stack emissions




Devis Panont – Claudia Tarricone

STACK EMISSIONS



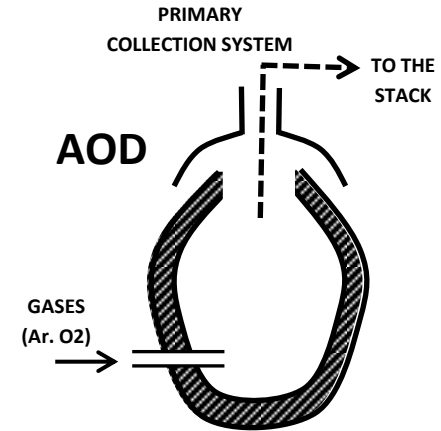
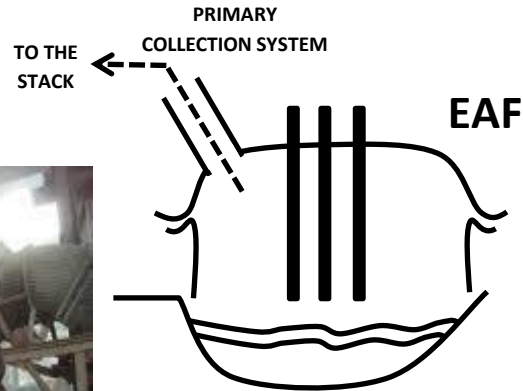
Devis Panont – Claudia Tarricone
AIR QUALITY MANAGEMENT at URBAN REGIONAL and GLOBAL SCALES -4° International and IUAPPA Regional Conference,
10-13 September 2012 Istanbul-Turkey

DIFFUSE EMISSIONS



Devis Panont – Claudia Tarricone
AIR QUALITY MANAGEMENT at URBAN REGIONAL and GLOBAL SCALES -4° International and IUAPPA Regional Conference,
10-13 September 2012 Istanbul-Turkey

PRIMARY EMISSIONS



EAF = Electric Arc Furnace

AOD = Argon Oxygen Decarburization

Electric steelmaking emissions can be distinguished in primary and secondary emissions

Primary emissions are derived from operations carried out at high temperatures as melting of scrap (in EAF) and refining of molten steel (in AOD)

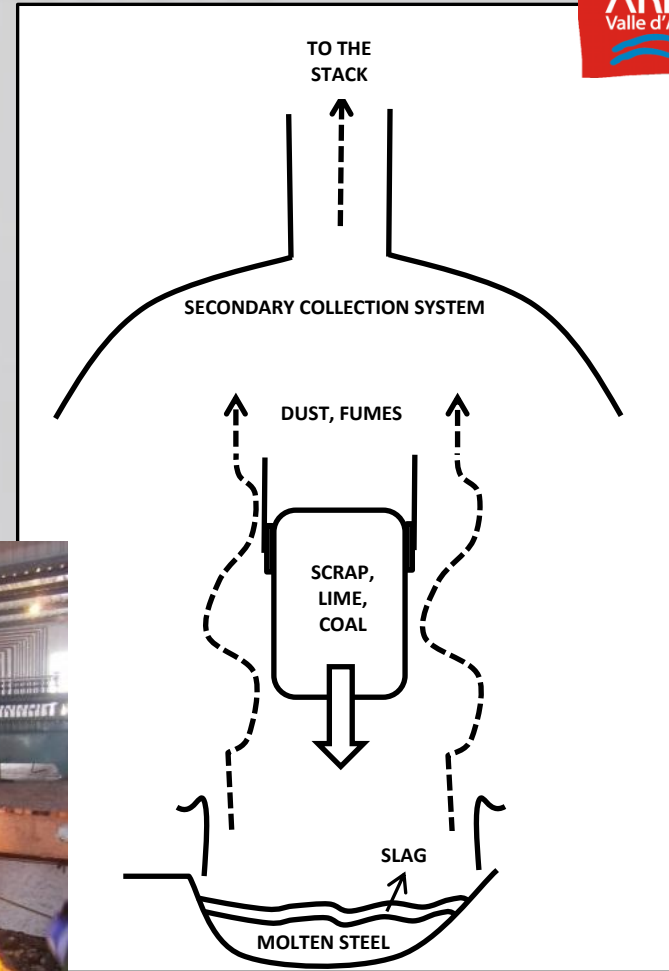
Devis Panont – Claudia Tarricone

AIR QUALITY MANAGEMENT at URBAN REGIONAL and GLOBAL SCALES -4° International and IUAPPA Regional Conference, 10-13 September 2012 Istanbul-Turkey

SECONDARY EMISSIONS

Secondary emissions are derived from production steps such as:

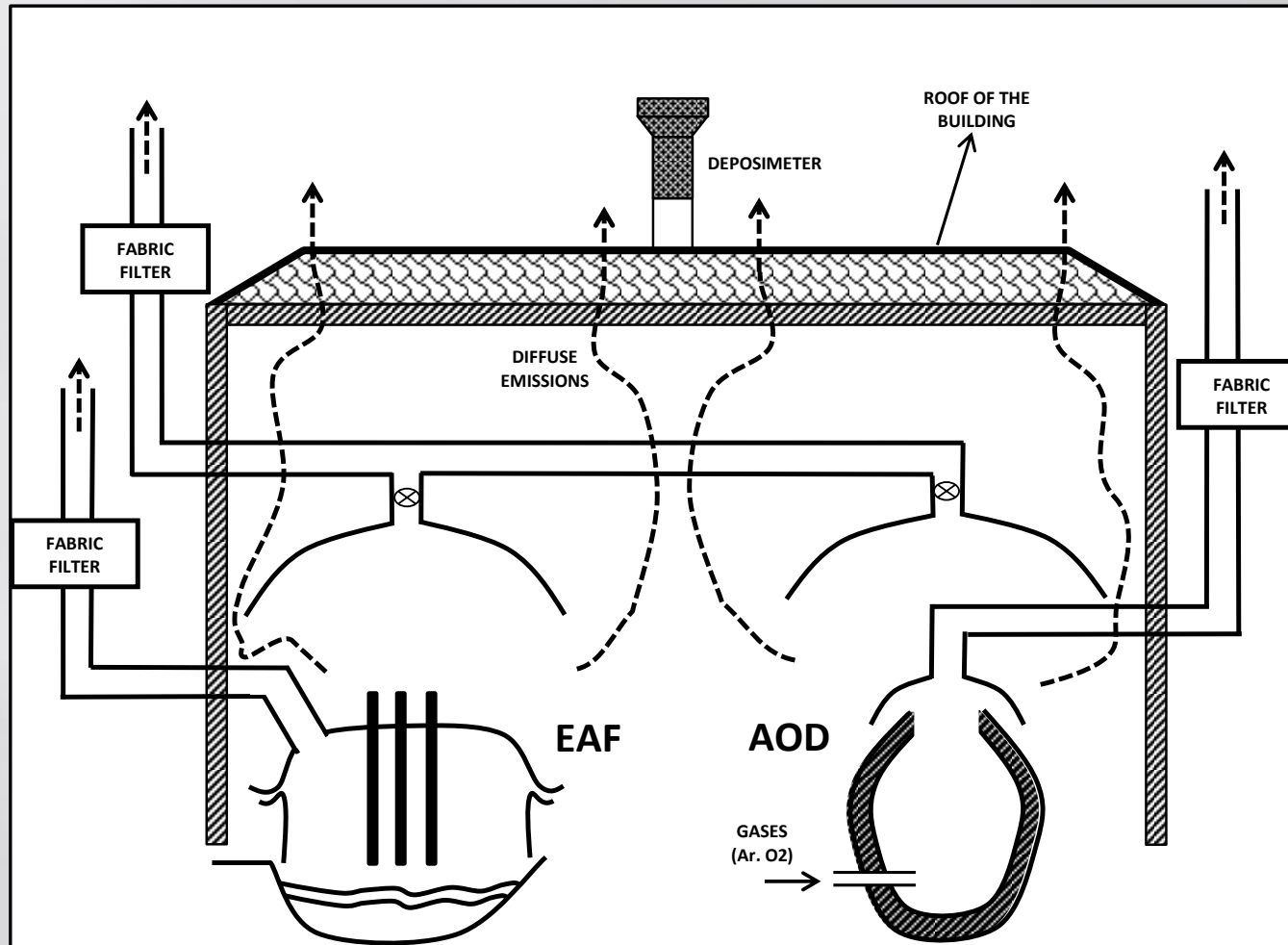
- furnace charging
- de-slagging
- liquid steel transfers
- handling of additives



Devis Panont – Claudia Tarricone

AIR QUALITY MANAGEMENT at URBAN REGIONAL and GLOBAL SCALES -4° International and IUAPPA Regional Conference,
10-13 September 2012 Istanbul-Turkey

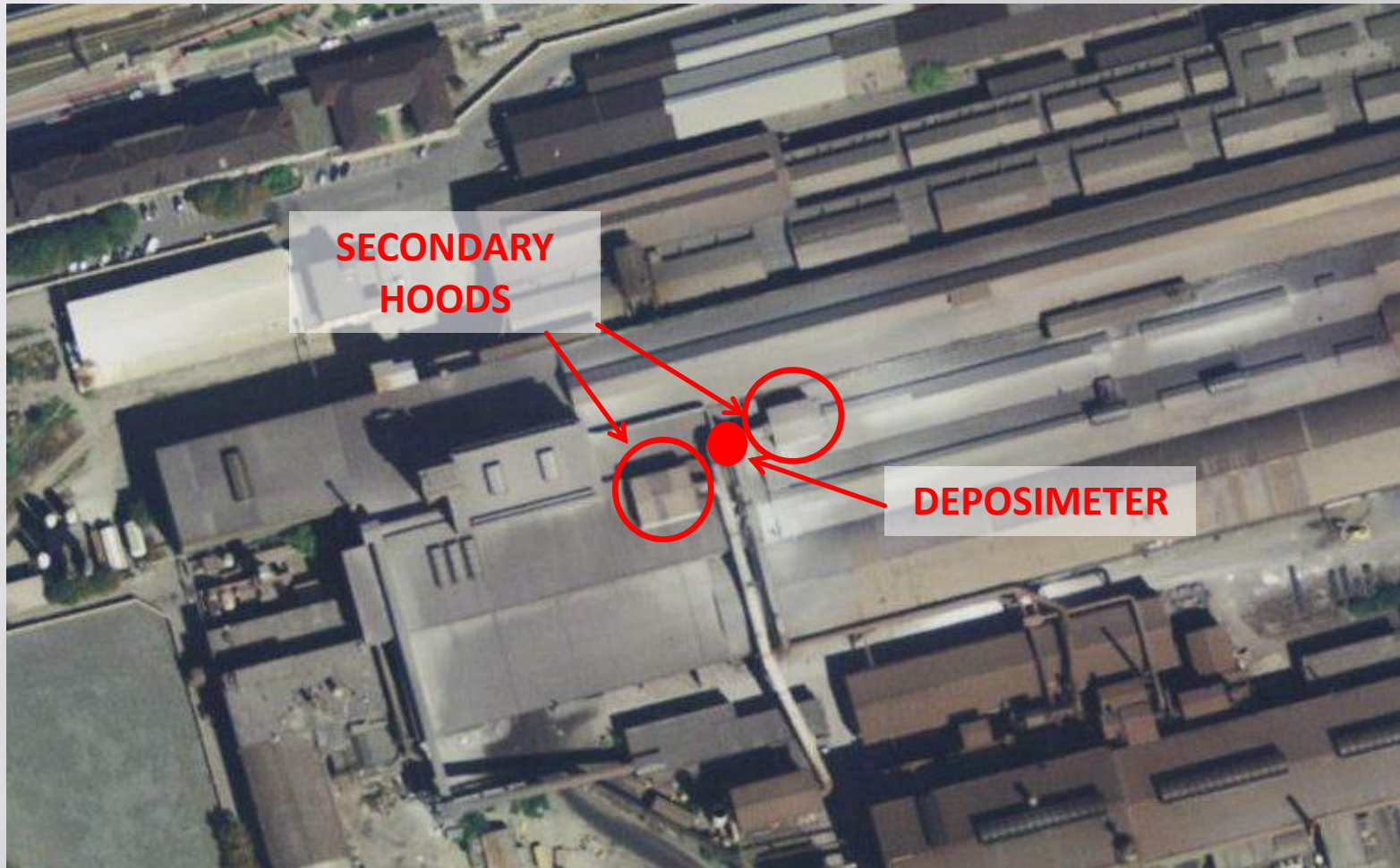
STACK AND DIFFUSE EMISSIONS



Off-gases extraction system of Aosta steel mill

Devis Panont – Claudia Tarricone

DIFFUSE EMISSIONS MONITORING BY DEPOSITION SAMPLING



Devis Panont – Claudia Tarricone

AIR QUALITY MANAGEMENT at URBAN REGIONAL and GLOBAL SCALES -4° International and IUAPPA Regional Conference,
10-13 September 2012 Istanbul-Turkey

DEPOSITIONS

ROOF OF THE STEEL MILL BUILDING



SUPERMARKET SITE



Devis Panont – Claudia Tarricone

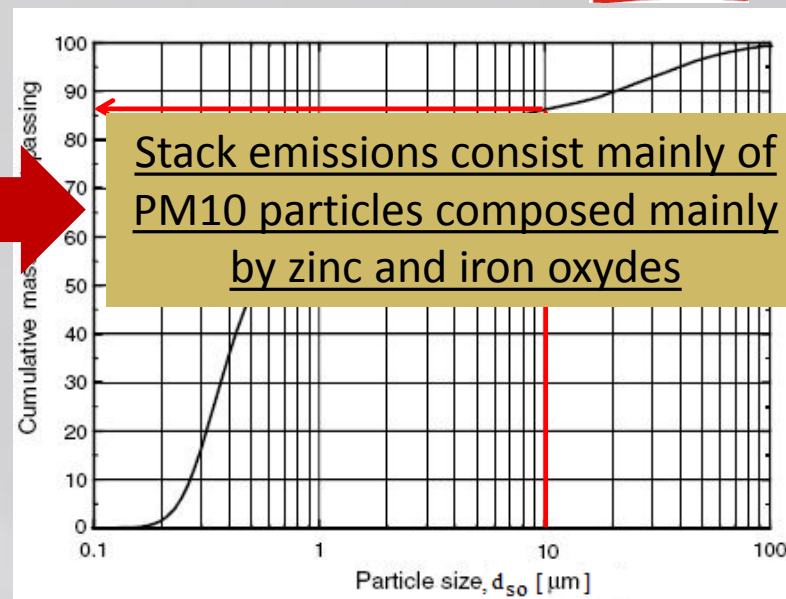
AIR QUALITY MANAGEMENT at URBAN REGIONAL and GLOBAL SCALES -4° International and IUAPPA Regional Conference,
10-13 September 2012 Istanbul-Turkey

STACK AND DIFFUSE EMISSIONS



STACK EMISSIONS

- 90% of the dust comes from melting and refining processes (container is closed)
- at high temperature ($>1600^{\circ}\text{C}$) Zn and Fe are volatilized and oxidized
- Particles size distribution: 85% is $< 10 \mu\text{m}$
- $\sim 100\%$ of dust emissions is collected and treated by fabric filters



DIFFUSE EMISSIONS

- Furnace charging, tapping of molten steel, deslagging (container is opened)
- Layer of slag in the surface of melt
- Emission of coarse particles with slag composition
- Diffuse emissions are not collected and treated



Diffuse emissions consist mainly of coarse particles with the same composition of the slag

Devis Panont – Claudia Tarricone

AIR QUALITY MANAGEMENT at URBAN REGIONAL and GLOBAL SCALES -4^o International and IUAPPA Regional Conference,
10-13 September 2012 Istanbul-Turkey

DATA

- The environmental monitorings were conducted by ARPA Valle d'Aosta (Regional Agency of Environmental Protection) and are referred to the years from 2008 until 2011. . The temporal coverage of the series extended to 100% of the considered years.
- Stack and diffuse emissions data were carried out within the integrated pollution prevention and control (IPPC) permit in the same years.

METHODS

- PM10 and metals determinations in ambient air quality monitoring have been performed according to the EU Directive 2004/107/EC and UNI EN 14902-2005.
- Measurements of metals in stack emissions have been carried out according to the UNI EN 13284-1 method.
- Monitoring of total depositions has been conducted following the Italian laws and regulations (National Institute of Health, 2006) according to EU Directive 2004/107/EC. Total depositions are determined as sum of dry and wet fractions collected by passive exposure of a HDPE bottle/cylindrical funnel system with standardised dimensions, for one month exposure time. The deposited samples are filtrated, then both the particulate matter collected on filter and the filtrate are processed and carried out according to UNI EN 14902-2005 method.

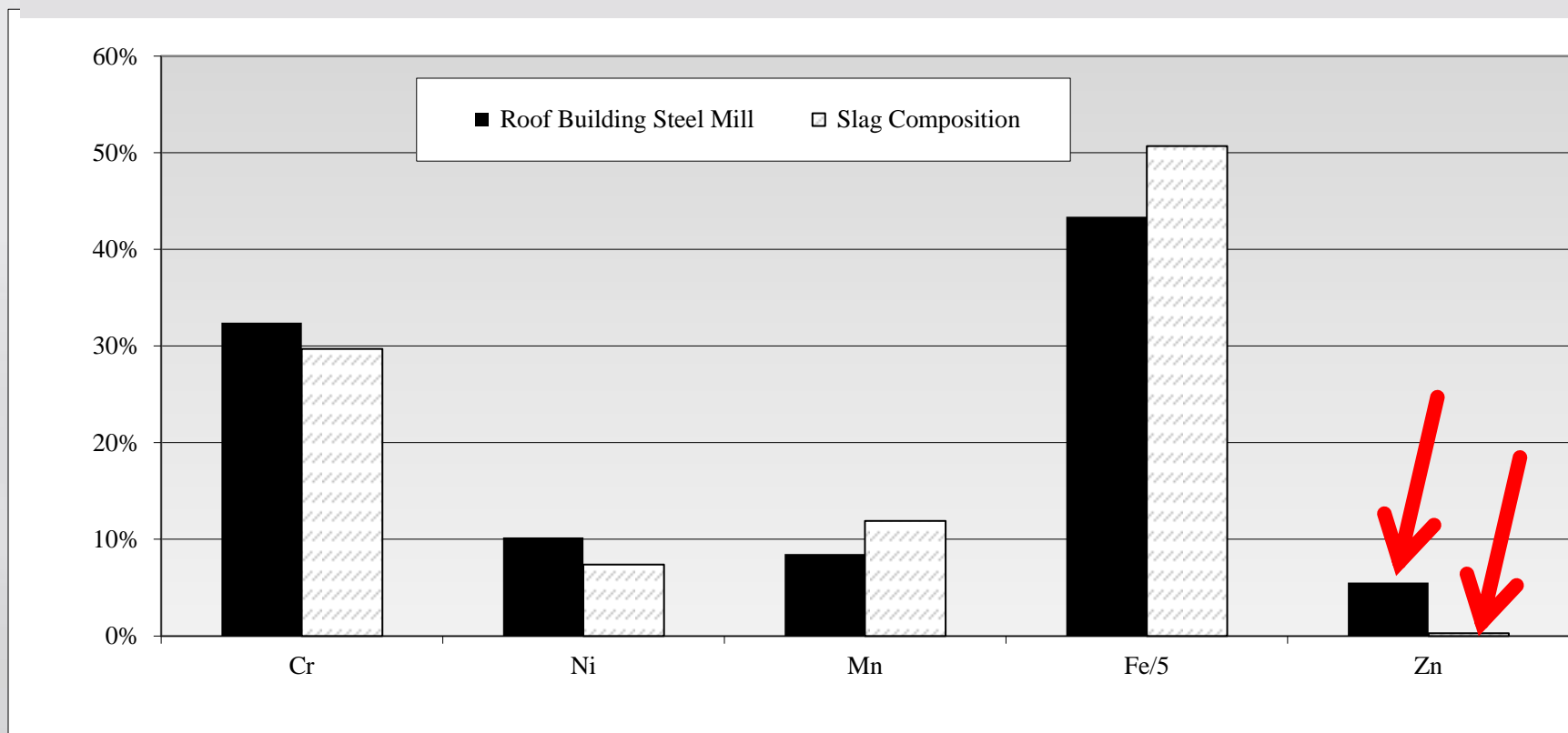


Devis Panont – Claudia Tarricone

AIR QUALITY MANAGEMENT at URBAN REGIONAL and GLOBAL SCALES -4° International and IUAPPA Regional Conference,
10-13 September 2012 Istanbul-Turkey

FINGER PRINT

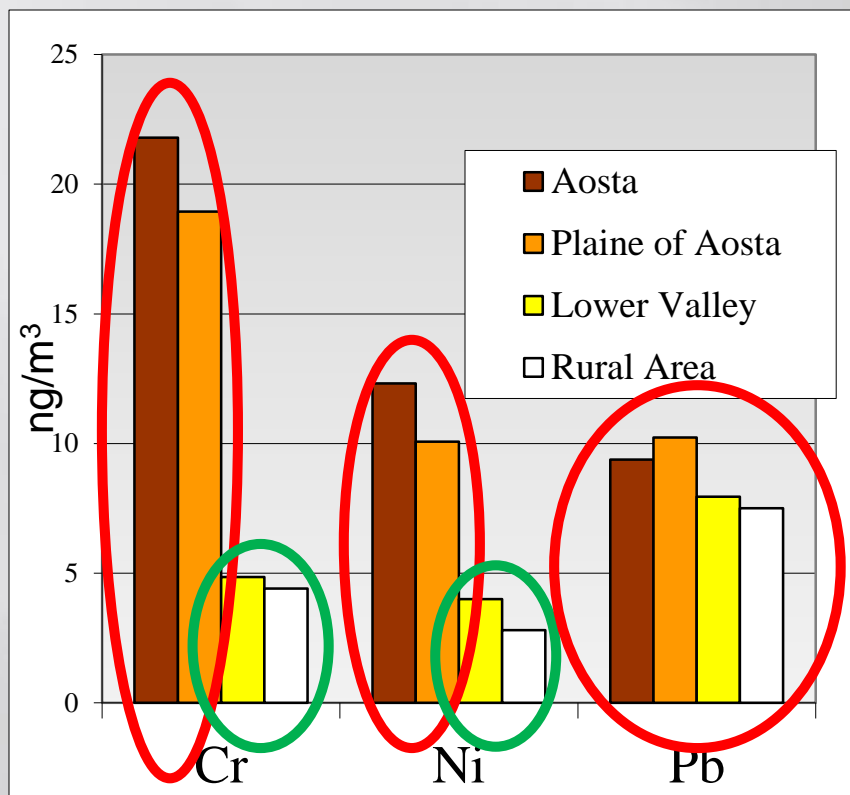
Comparison between metal slag composition and the fingerprint of depositions of the roof of the steel mill building



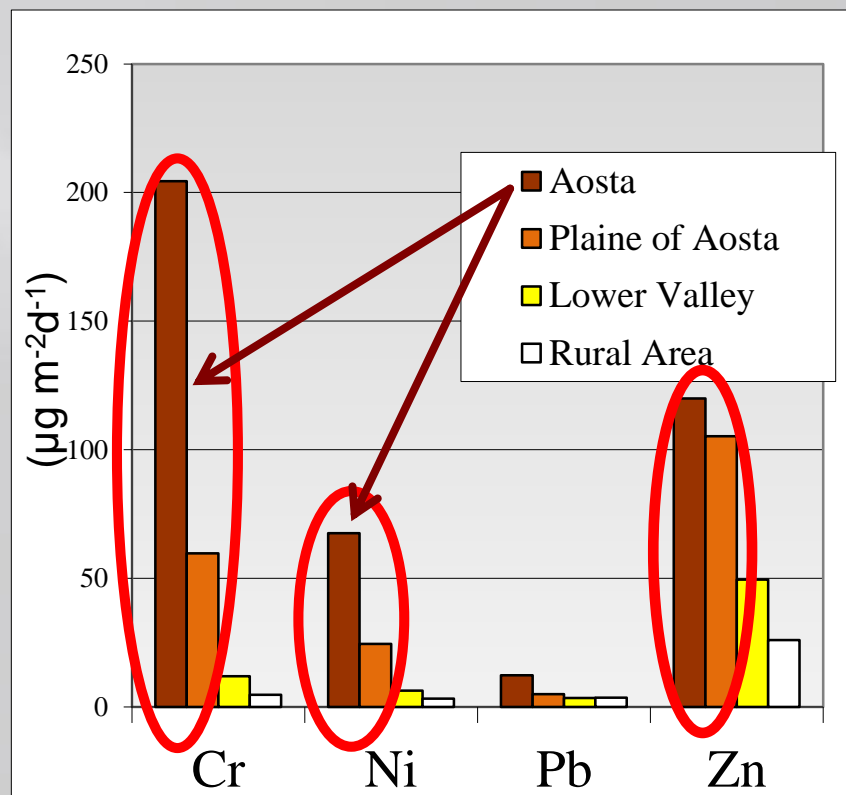
Devis Panont – Claudia Tarricone

METALS LEVELS

PM10

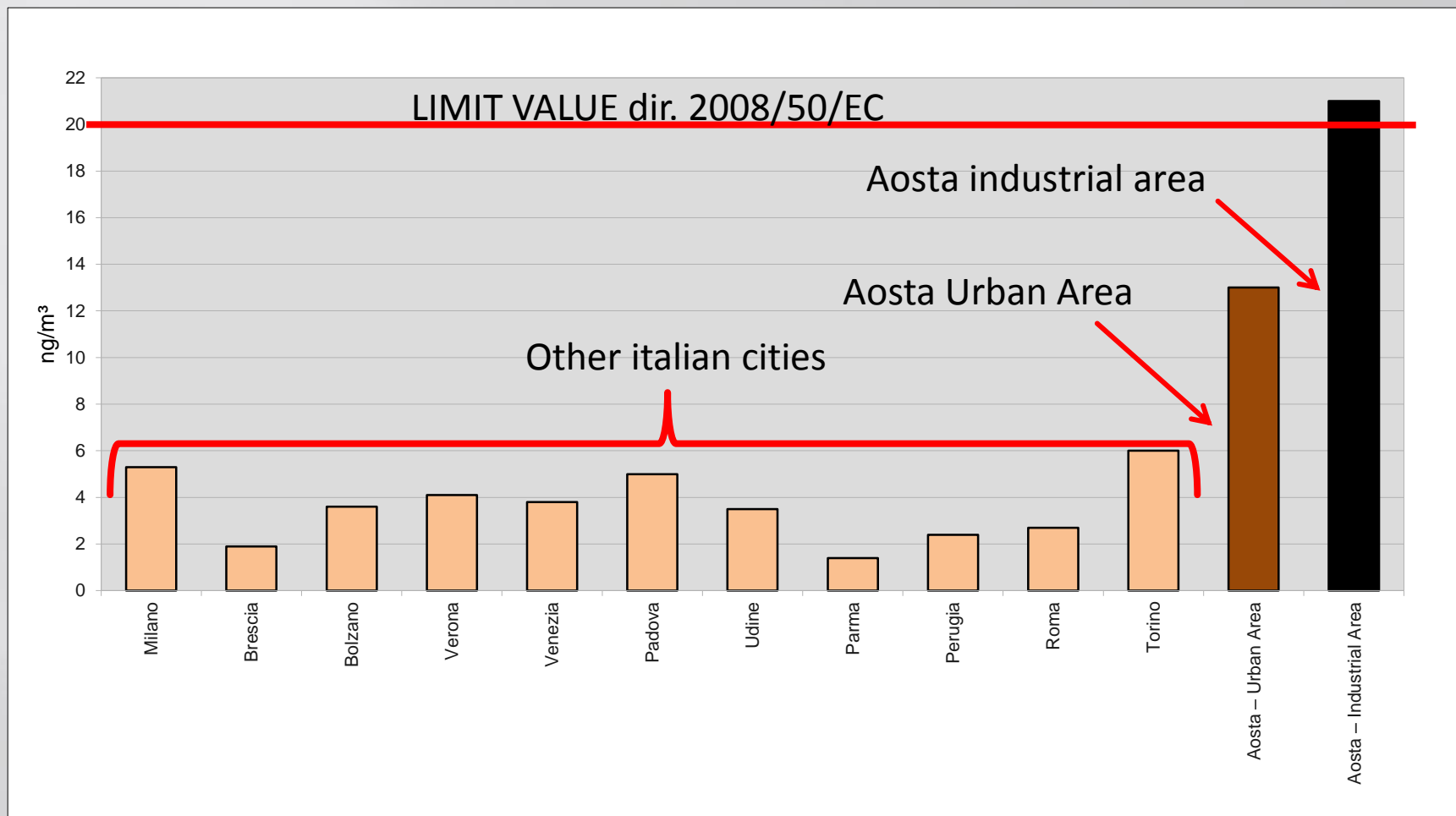


Depositions



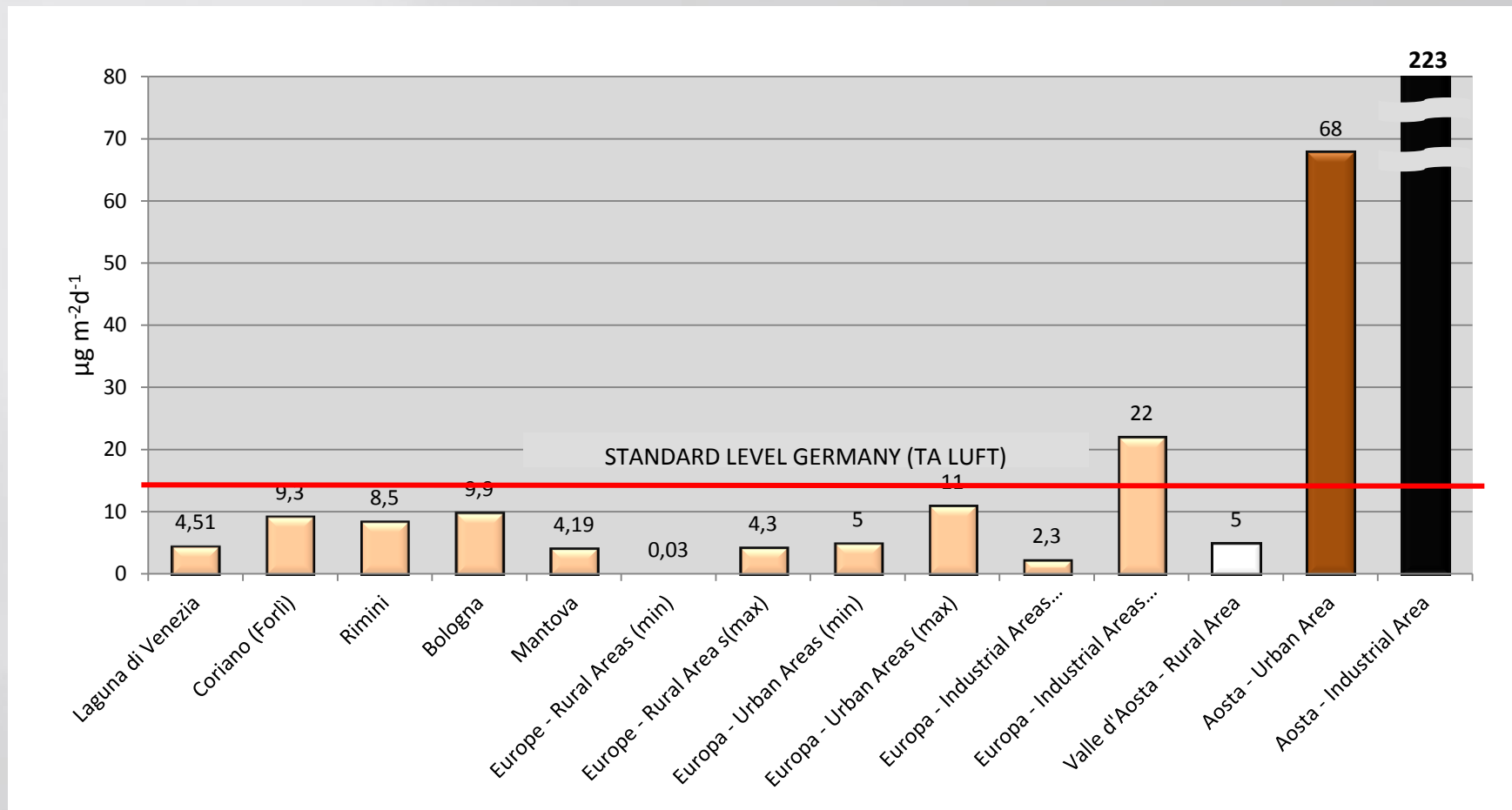
Devis Panont – Claudia Tarricone

NICKEL LEVEL IN PM10 RESPECT TO OTHER ITALIAN CITIES



Devis Panont – Claudia Tarricone

NICKEL DEPOSITIONS LEVEL IN AOSTA RESPECT TO ITALIAN AND EUROPEAN SITES



Devis Panont – Claudia Tarricone

AIR QUALITY MANAGEMENT at URBAN REGIONAL and GLOBAL SCALES -4° International and IUAPPA Regional Conference, 10-13 September 2012 Istanbul-Turkey

CONCLUSIONS

Chemical characterization of metal content of stack and diffuse emissions of the steel mill allowed to determine **two different fingerprints referable to primary and secondary emissions** of steelmaking processes respectively

- Fine particles (PM10) disperse uniformly along the urban area and the Plaine of Aosta
- Cr and Ni content in PM10 in these areas are determined by steel mill primary emissions, and result significantly higher respect to other Italian cities.
- Conversely, in the Lower Valley, metals levels in PM10 are comparable with rural areas.
- Coarse particles from diffuse emissions determine critical levels of deposition of Cr and Ni in urban area, comparable with levels measured near metal processing plants and higher with respect to TALuft – Germany standard values.

Taking into account these results, appropriate management and technical measures should be applied to prevent diffuse emissions and to reduce stack emissions from steelmaking process.